

Your doctor recommends the regimen checked below:

SPLIT-DOSE (2-Day) REGIMEN DAY-BEFORE (1-Day) REGIMEN

Be sure to follow the right steps below according to the regimen chosen.

NEW Suclear™

(sodium sulfate, potassium sulfate, and magnesium sulfate oral solution; and PEG-3350, sodium chloride, sodium bicarbonate and potassium chloride for oral solution)

SPLIT-DOSE (2-Day) REGIMEN—DOSE 1


Start taking Dose 1 (6-ounce bottle) at ____ PM the evening before your procedure and proceed as shown below.

STEP 1




Pour the 6-ounce bottle of liquid oral solution into the 16-oz (ounce) mixing container.

STEP 2



Add cool water to the 16-oz Fill Line on the container and mix.



STEP 3



Drink **all** of the liquid in the container. It is best to finish drinking the liquid within 20 minutes.

STEP 4




You **must** drink one (1) more 16-oz container of water over the next 2 hours **and** at least one (1) more 16-oz container of water before you go to bed.

SPLIT-DOSE (2-Day) Regimen—DOSE 2

Begin Step 1 of the Dose 2 (2-liter bottle) at ____ AM on the morning of your procedure and proceed as shown below.

STEP 1



Remove the cap from the 2-liter bottle. Tear open 1 flavor pack of your choice and pour contents into the 2-liter bottle. Throw away unused packs. Solution can be taken with or without flavor packs.

STEP 2



Add water to the Fill-Line on the 2-liter bottle.

STEP 3



Replace the cap on the bottle and shake to dissolve the powder. The solution may be refrigerated. The solution should be used within 48 hours after mixing.

STEP 4



Drink one (1) 16-oz container every 20 minutes. Be sure to drink **all** of the solution. This should take about 1½ hours.

DAY-BEFORE (1-DAY) REGIMEN

DOSE 1 (6-oz bottle): Take this dose on the evening before your colonoscopy. @ 4:00 pm

- Start taking Dose 1 (6-ounce bottle) at least 3½ hours before your bedtime on the evening before your colonoscopy or when your healthcare provider tells you to begin.
- Follow Steps 1 through 3 for mixing and taking Dose 1 as shown above.
- After you complete Step 3 for Dose 1, you **must** drink one (1) more 16-oz container of water over the next 2 hours.

DOSE 2 (2-liter bottle): Take this dose 2 hours after starting Dose 1. @ 8:00 pm

- Start taking Dose 2 (2-liter bottle) 2 hours after you start taking Dose 1 on the evening before your colonoscopy.
- Follow Steps 1 through 4 for mixing and taking Dose 2 as shown above.
- After you complete Step 4 for Dose 2, you **must** drink one (1) more 16-oz container of water before you go to bed.

Please read Full Prescribing Information and Medication Guide in the kit.

This information does not take the place of talking with your healthcare provider about your medical condition or your treatment.

To learn more about this product, please call 1-800-874-6756 or visit our website at www.braintreelabs.com

Provided as an educational service from

Braintree LABORATORIES, INC

©2013 Braintree Laboratories, Inc.

SU-14365

May, 2013